

ERGOTRON®

Zido® Adjustable-Height Cart



Highlights

- Work comfortably sitting or standing, with a height range of 30" - 40" (76.2 - 101.6 cm)
- Choose from two widths and two lift capacities
- Standard carts lift 16-30 lbs. (7.26-13.61 kg)
- Super carts lift 27-41 lbs. (12.25-18.6 kg)
- Heavy cast metal base provides a strong foundation in a compact footprint. Overall weight capacity of 150 lbs. (68.04 kg)
- Large 4" (10.16 cm)-diameter twin-wheel casters (two locking) take your cart everywhere you need it
- A broad range of Zido accessories helps you maximize your cart space




Zido Adjustable-Height Cart, joins Ergotron's line-up of adjustable-height carts that move from sitting to standing height.

Choose from two widths: 22" and 25" (55.88 and 63.5 cm), and two lift capacities: standard and super. Versatile, easy-to-customize Zido carts have all the flexibility in a compact, mobile footprint. It's perfect for Healthcare, Labs and General Office.



Adjust the main worksurface 30" - 40" (76.2 cm - 101.6 cm) high with the squeeze of a lever



The column has holes in 1" (2.54 cm) increments to install accessories at the right height



Zido's heavy cast metal base provide a stable foundation in a compact footprint



Worksurface is wrapped in a highly durable thermoplastic laminate to resist cracking and stand up to a wide range of chemicals



Easy configurability wrapped in a sleek and compact design.



Squeeze the lever and the gas cylinder helps you lift the worksurface as high as 40" (101.6 cm) or lower it as low as 30" (76.2 cm) to a comfortable height, perfect whether you are sitting or standing. Release the lever and the shelf stays in place.



Configurability and mobility make Zido the perfect workstation for Healthcare, Lab and Office environments



Zido offers a full range of optional accessories: drawers and bins for storage; handle for easy mobility; and shelves and holders to take your CPU, keyboard and mouse, and equipment along with you

	Zido Adjustable-Height Cart, 22	Zido Adjustable-Height Cart, 25 Light Load	Zido Adjustable-Height Cart, 25 Heavy Load
Part Numbers	ZAL22CG/CG4	ZAL25CG/CG4	ZAH25CG/CG4
Product Includes	Comes with wood cap worksurface, cap worksurface bracket, 2.5" (6.35 cm) diameter adjustable-height column with holes in 1" (2.54 cm) increments for accessory installation, rubber column cover, heavy cast metal base, and 4 casters (4" [10.16 cm] size, 2 locking)		
Materials and Finishes	The steel column and cast metal base receive a baked-on powder coated finish that's durable and easy to clean. Worksurface is 0.75" (2 cm)-thick medium density fiberboard wrapped in Comfort Edge thermoplastic laminate that resists cracking and chipping and stands up to a wide range of chemicals		
Product Dimensions			
Column Height Range			
Optimal Load*	16-30 lbs. (7.3 - 13.6 kg) Load lighter than 16 lbs. (7.3 kg) will be harder to push down and loads heavier than 30 lbs. (13.6 kg) will be harder to pull up		27-41 lbs. (12.3 - 18.6 kg) Load lighter than 27 lbs. (12.3 kg) will be harder to push down and loads heavier than 41 lbs. (18.6 kg) will be harder to pull up
Weight Capacity*	50 lbs. (22.68 kg) on the worksurface; 150 lbs. (68.04 kg) overall		
Mobility	Easy to move with 4" (10.16 cm) twin-wheel rubber casters (two locking). Heavy cast metal base provides stability		
Product Weight	40 lbs. (18 kg)	53 lbs. (24 kg)	
Shipping Dims	35" x 29" x 7" (18 x 89 x 74 cm)		
Shipping Weight	50 lbs. (22.7 kg)	63 lbs. (28.6 kg)	
Warranty	Limited lifetime against manufacturing defects on materials and workmanship. 5 years on gas cylinder		

* When calculating the load being applied to the cart's column and worksurface, also factor the weight of any accessory options that are being installed

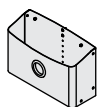


The 30-year legacy of Anthro Corporation lives on in its world-class factory, flexible award-winning designs, and market-leading personal customer service. When you see Anthro-DNA, it signifies quality manufacturing and technology leadership.

See Zido accessories on the next page >

Zido accessories

Cable Bin



- Attaches to the back of the column with 3 fasteners.
- Comes with 2 grommeted pass-throughs (2.25" [5.72 cm] diameter), 1 on the front and 1 on the bottom. Comes with four 8" (20.32 cm) long cable ties. Install the Surge Protector (sold separately, PN:520BK) for added convenience.

Product	Width	Depth	Height	Weight	Part #
Cable Bin	14.5" (36.83 cm)	5.25" (13.34 cm)	9.5" (24.13 cm)	9 lbs. (4.08 kg)	ZCBCG

Hooks

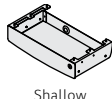


- Manage cords and cables with this pair of strong plastic hooks.
- Install at any height along the back of the column.

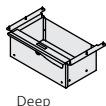
Product	Weight	Part #
Hooks (set of 2)	1 lb. (0.45 kg)	ZHKCG

Drawer Solutions

Drawers



Shallow

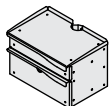


Deep

- Add secure storage to your Zido cart with these locking drawers. They attach under a cap shelf or an additional shelf with 6 screws. Choose from Shallow (4.5" [11.43 cm] high) or Deep (6.5" [16.51 cm] high).
- The Shallow Drawer's interior measurements are 19" w x 10" d x 3" h (48.26 x 25.4 x 7.62 cm). The back features a grommeted cord pass-through for power and network cables.
- The Deep Drawer's interior measurements are 14.75" w x 8.75" d x 5.75" h (37.47 x 22.23 x 14.61 cm).

Product	Weight Capacity	Locking	Width	Depth	Height	Weight	Part #
Shallow	15 lbs. (6.8 kg)	Yes	20.5" (52.07 cm)	11.25" (28.58 cm)	4.5" (11.43 cm)	13 lbs. (5.9 kg)	ZDRCG
Deep	15 lbs. (6.8 kg)	Yes	16" (40.64 cm)	10" (25.4 cm)	6.5" (16.51 cm)	16 lbs. (7.26 kg)	ZDDCGG

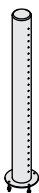
2-Drawer Enclosure



- This enclosure's locking drawers store equipment, supplies, and documents safely and securely.
- Attaches to the front of the column with two large wraparound brackets.
- The 2-drawer Enclosure features a small upper drawer (interior measurements 14.75" w x 8.75" d x 2.75" h [37.47 x 22.23 x 6.99 cm]) and large lower drawer (interior measurements 14.75" w x 8.75" d x 5.75" h [37.47 x 22.23 x 14.61 cm]). The top surface measures 16.5" w x 11.25" d (41.91 x 28.58 cm).
- The unit holds up to 50 lbs. (22.68 kg) overall: 10 lbs. (4.54 kg) in the small drawer, 15 lbs. (6.8 kg) in the large drawer and 25 lbs. (11.34 kg) on the top.

Product	Width	Depth	Height	Weight	Part #
2-drawer Enclosure	16.5" (41.91 cm)	11.25" (28.58 cm)	11" (27.94 cm)	35 lbs. (15.88 kg)	ZDE02CG/CG

Monitor Tube



- The 2.5" (6.35 cm) diameter tube adds an extra 26" (66.04 cm) in height above the cap shelf.
- Comes with holes in 1" (2.54 cm) increments for adding a Single Monitor Mount (sold separately, PN: ZOMSCG) and other accessories.
- Install by drilling through the shelf and securing to the cap shelf bracket with four bolts. Drill required for installation.

Product	Weight	Part #
Monitor Tube	5 lbs. (2.27 kg)	ZET26CG

Single Monitor Mount



- Install on the Monitor Tube (sold separately. PN: ZET26CG) in 1" (2.54 cm) increments, putting your monitor at the desired viewing height.
- Comes with 25 degree pan and +10 to -3 degrees tilt.
- Monitor Mounting Standards: VESA MIS-D, 75/100 (hole pattern = 100 x 100 mm & 75 x 75 mm), MIS-E (hole pattern = 200 x 100 mm), MIS-F (hole pattern = 200 x 200 mm ONLY)
- Supports 40 lbs. (18.14 kg)

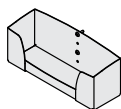
Product	Weight	Part #
Single Monitor Mount	3 lbs. (1.36 kg)	ZOMSCG



Need to mount your monitor? Use Ergotron Quick Finder!

Visit finder.ergotron.com to find the perfect product for your computer monitor, TV, laptop or tablet.

Glove Box Holder



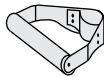
- Attaches to the back of the column at any height using 2 screws.

Product	Width	Depth	Height	Weight	Part #
Glove Box Holder	11.5" (29.21 cm)	3.5" (8.89 cm)	4.5" (11.43 cm)	3 lbs. (1.36 kg)	ZGBCG

Handles



for Adjustable-Height Cart or Shelf

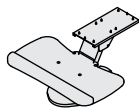


for Pole Cart or Monitor Tube

- Strong metal handles help you easily steer your Zido right where it's needed!
- The 17" (43.18 cm) wide version for Adjustable-Height Cart or Shelf attaches to the cap shelf with 4 screws.
- The 8" (20.32 cm) wide version for Pole Cart or Monitor Tube attaches to Monitor Tube (sold separately. PN: ZET26CG) with a 2-piece bracket.

Product	Weight	Part #
For Adjustable-Height Cart or Shelf	4 lbs. (1.81 kg)	ZHCG
For Pole Cart or Monitor Tube	4 lbs. (1.81 kg)	ZHHCG

Keyboard Caddy

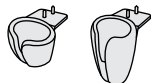


- Caddy moves in and out, up and down, tilts 10° positive and 20° negative, and swivels 360°. Movement ranges from even with your work surface to 6" (15.24 cm) below.
- Swing-out mouse surface pivots out when it's needed and hides away when it's not.
- Made of steel and phenolic with an integrated foam wrist rest.
- Surfaces are neutral granite color.
- Attaches with 10 screws and requires 11" (27.94 cm) mounting depth. When retracted the caddy will extend 4" (10.16 cm) from the front of the shelf. Drill required for installation.

Product	Width	Weight	Part #
Keyboard Caddy	19.5" (49.53 cm)	11 lbs. (4.99 kg)	169BK

 Does not work with Zido Adjustable-Height Cart, 22.

Probe Holders



Small

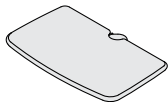
Large

- Cups come in grey with light green accent. Brackets are Cool Grey to match Zido.
- Brackets measure 1.5" (3.81 cm) wide x 2.5" (6.35 cm) deep and attach to the bottom of any wood surface with 2 screws. Cushioned cups snap into place. Drill required for installation.

Product	Width	Depth	Height	Weight	Part #
Probe Holder, Small	2.5" (6.35 cm)	3.5" (8.89 cm)	2.5" (6.35 cm)	1 lb. (0.45 kg)	ZGCSCG
Probe Holder, Large	2.5" (6.35 cm)	3.5" (8.89 cm)	4.5" (11.43 cm)	1 lb. (0.45 kg)	ZGCLCG

Shelves

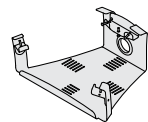
Additional Shelf



- Wood shelf attaches to the column with 3 screws.
- Holds 50 lbs. (22.68 kg).


Product	Width	Depth	Weight	Part #
Additional Shelf	25" (63.5 cm)	16.5" (41.91 cm)	13 lbs. (5.9 kg)	ZADLCG/CG

Base Storage Shelf

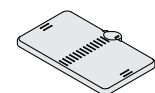


- Clamps onto the base of Zido Adjustable-Height 25 Heavy Load and 25 Light Load Carts.
- Comes with a Strap & Buckle Kit, and has a weight capacity of 50 lbs. (22.68 kg).

Product	Width	Depth	Height	Weight	Part #
Base Storage Shelf - Cool Grey	9.5" (24.13 cm)	12.5" (31.75 cm)	4.5" (11.43 cm)	14 lbs. (6.35 kg)	ZBCG

 Does not work with Zido Adjustable-Height Cart, 22.

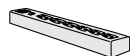
Equipment Shelf



- Attaches to the vertical tube with 3 screws.
- Comes with a Strap & Buckle Kit, and has a weight capacity of 50 lbs. (22.68 kg).
- Available in Cool Grey.

Product	Width	Depth	Weight	Part #
Medium Equipment Shelf	19" (48.26 cm)	11" (27.94 cm)	9 lbs. (4.08 kg)	ZESMCG/CG
Large Equipment Shelf	22" (55.88 cm)	13" (33.02 cm)	14 lbs. (6.35 kg)	ZESLCG/CG

Surge Protector



- This UL-listed surge suppressor is 12" (30.48 cm) long, has 6 outlets and is rated at 15 amps, 120 Volts. Comes with on/off switch, on/off indicator light, 15-ft (457.2 cm) power cord and circuit breaker reset button.
- Comes in Black and mounts to the column, to a cable bin (sold separately. PN:ZCBCG), or underneath a shelf with integrated mounting hardware. Drill required if attaching underneath a shelf.

Product	Cord Length	Depth	Weight	Part #
Surge Protector	15' (457.2 cm)	2.5" (6.4 cm)	2 lbs. (1 kg)	520BK

Also available:

Zido Cart Packages and Zido Pole



Zido EMR
Cart Package
BZD01CG/CG4



Zido Ultrasound
Cart Package
BZD02CG/CG4



Zido EKG
Cart Package
BZD03CG/CG4



Zido Phlebotomy
Cart Package
BZD04CG/CG4



Zido Computer
Cart Package
BZD06CG/CG4



Zido
Pole Cart
ZD2166CG4